



**GET
STARTED**

HOW TO GUIDE



Guide-1: Login + Topup Wallet

1

Welcome to your Dreamz journey.

1. **Already registered on for the Beta Launch database?**

Get your username and password from the Dreamz welcome email and go to dreamzcompetitions.com

2. **New to Dreamz and want to join?**

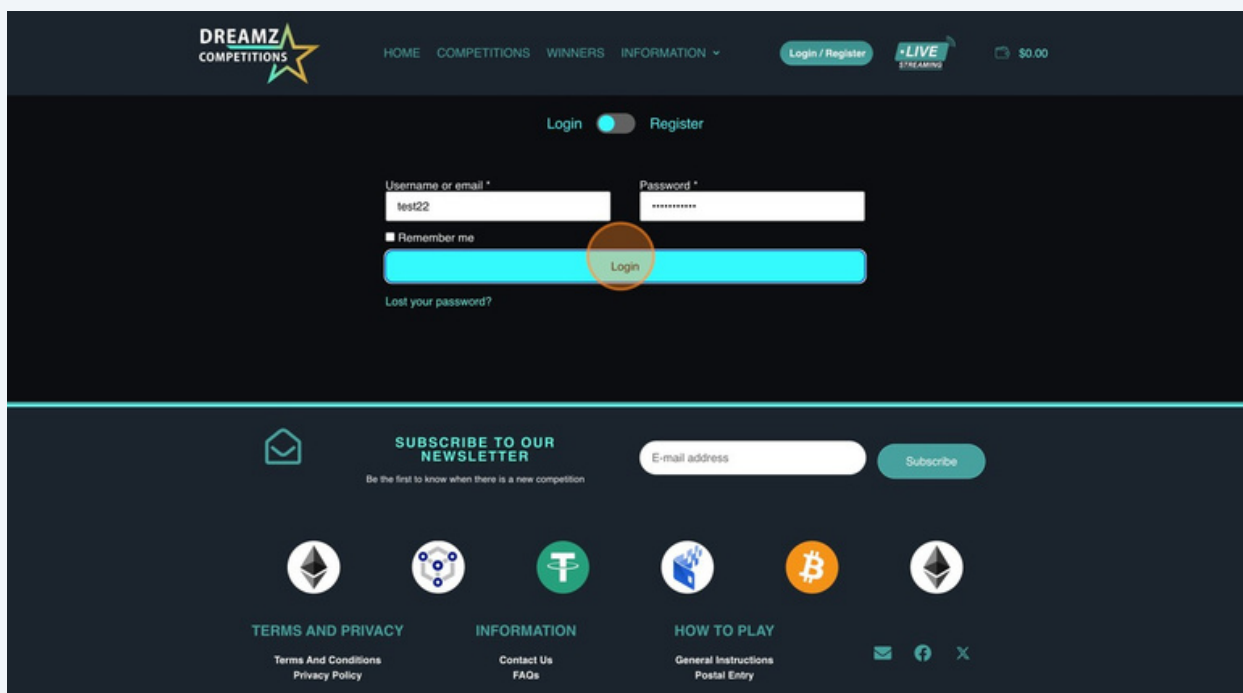
Get your personal invite link from a Dreamz Agent.

- Click the invite link from your friend. It will direct you to Dreamz Competitions website.
- Select the "REGISTER" slider to create your profile.
- Provide your information and follow the steps
- Then click on "PROFILE" to fund your wallet. (see step 2 below)

2

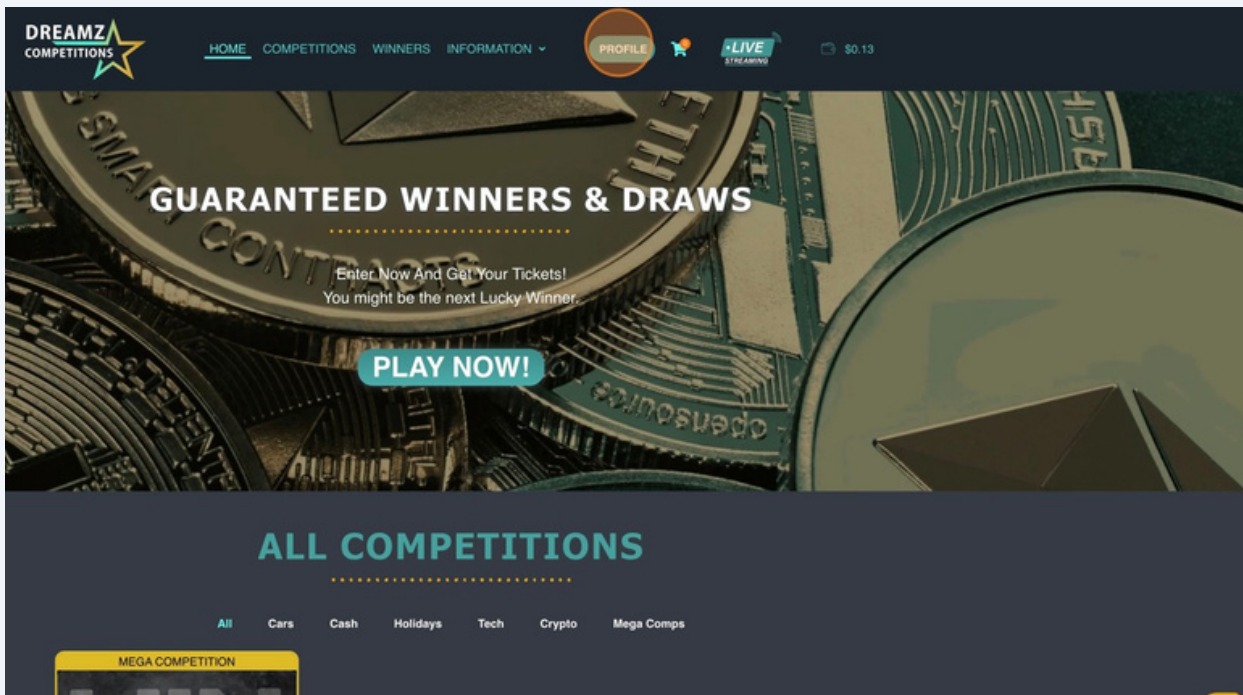
Already registered?

Select the "LOGIN" slider and add your username and password. Click "LOGIN" button



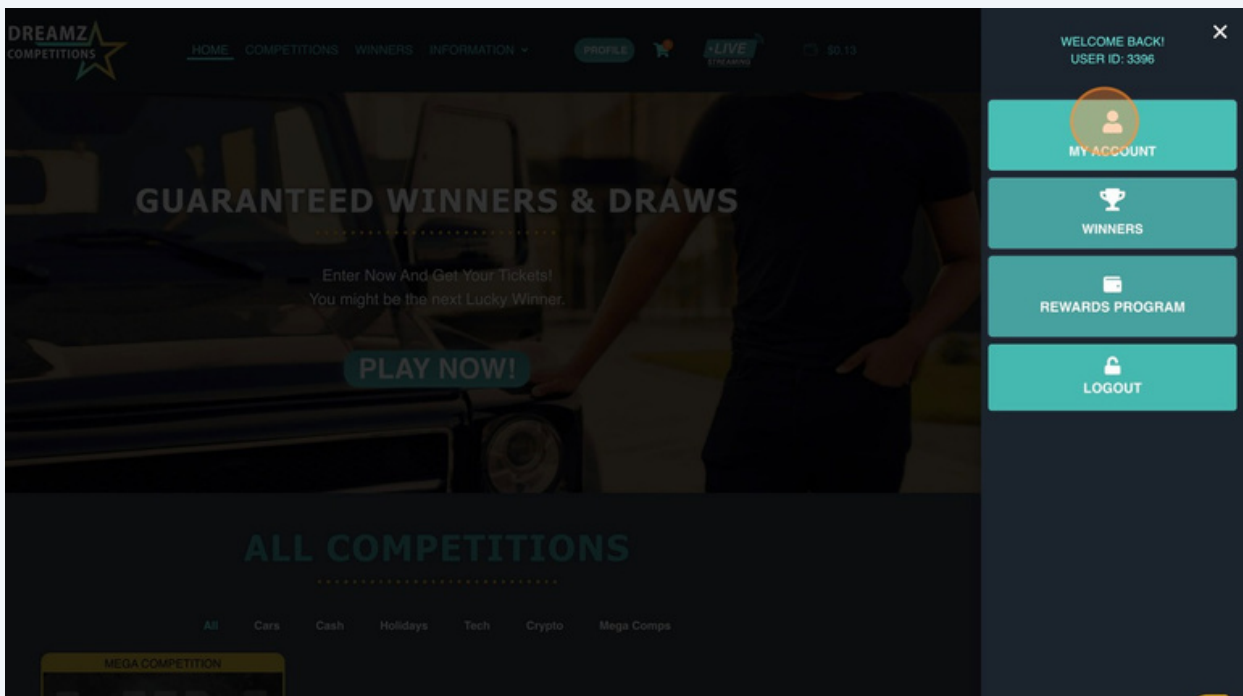
3

Click "**PROFILE**" button and the right navigation will appear



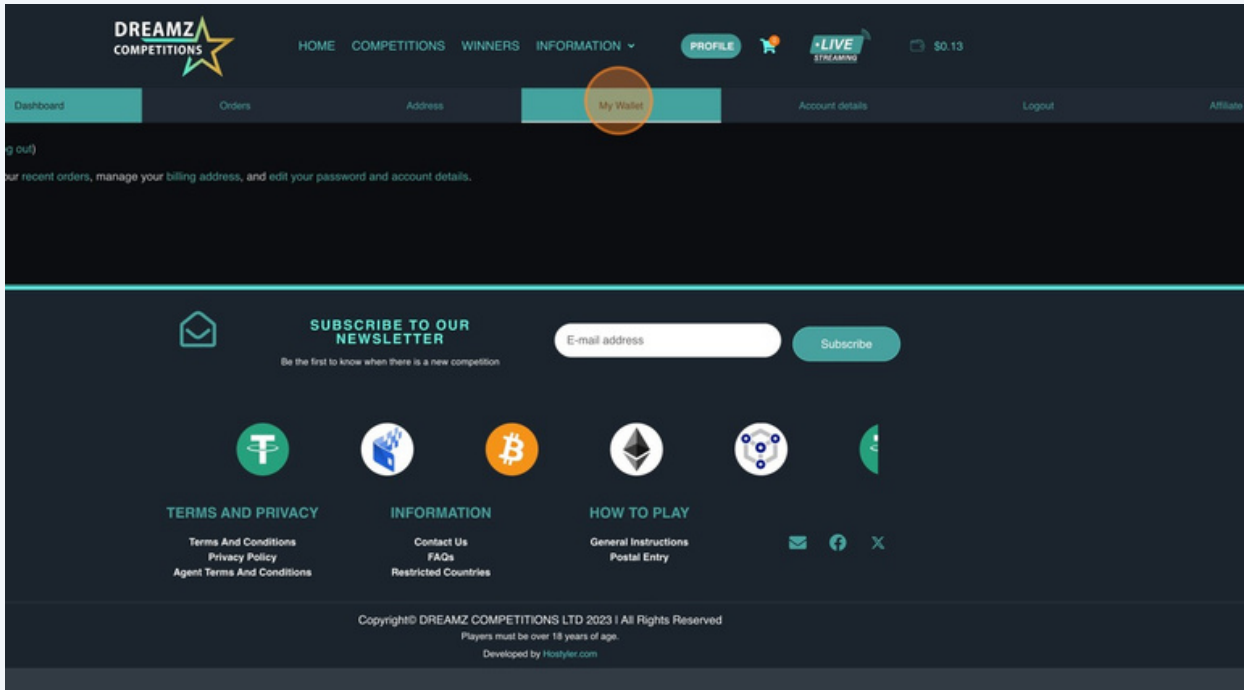
4

Click "**MY ACCOUNT** " button



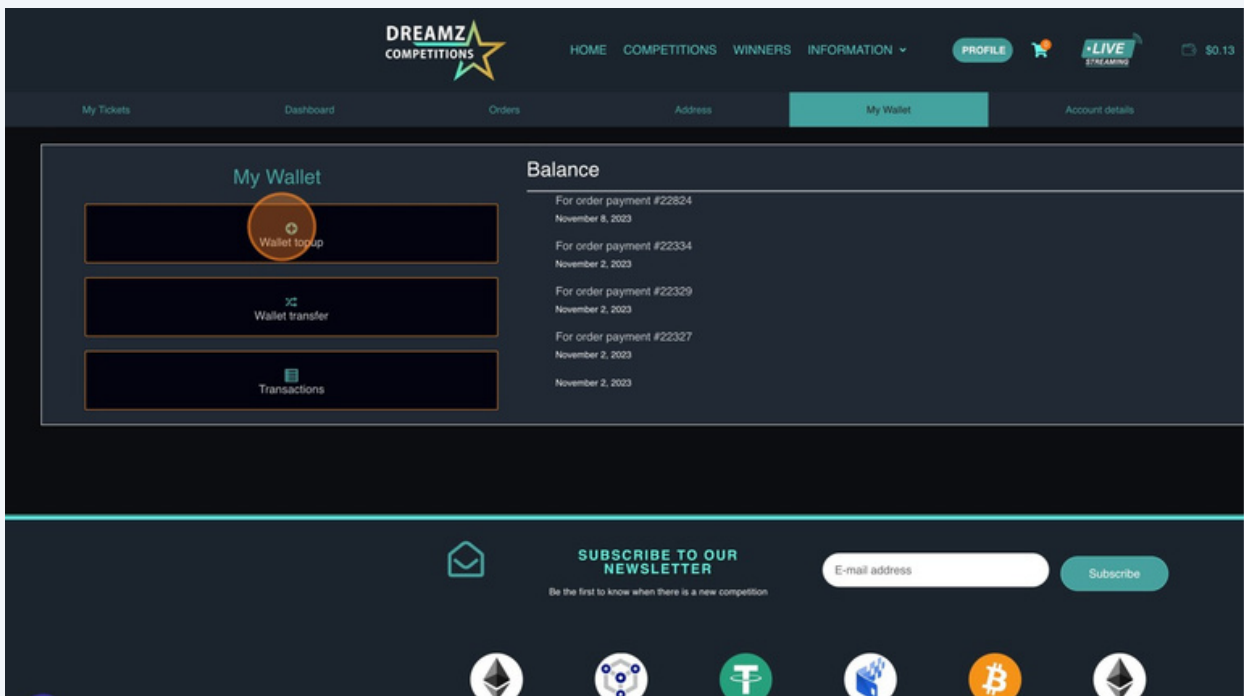
5

Click "MY WALLET" button



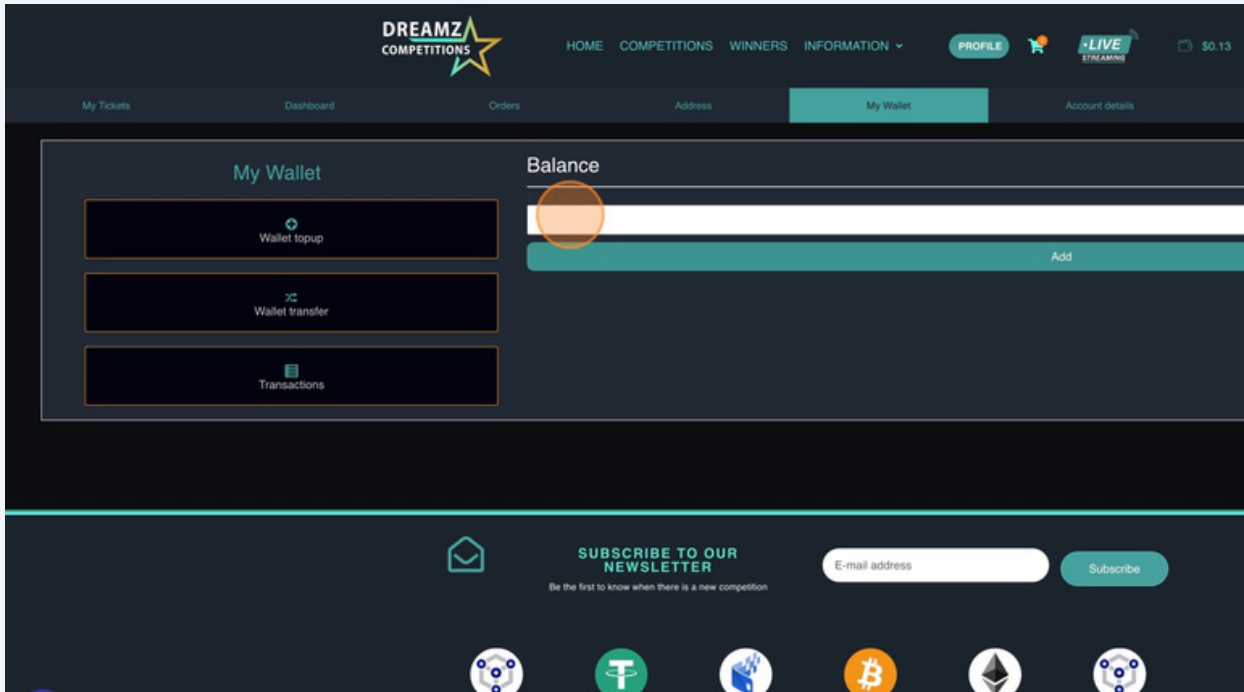
6

Click "WALLET TOPUP" button



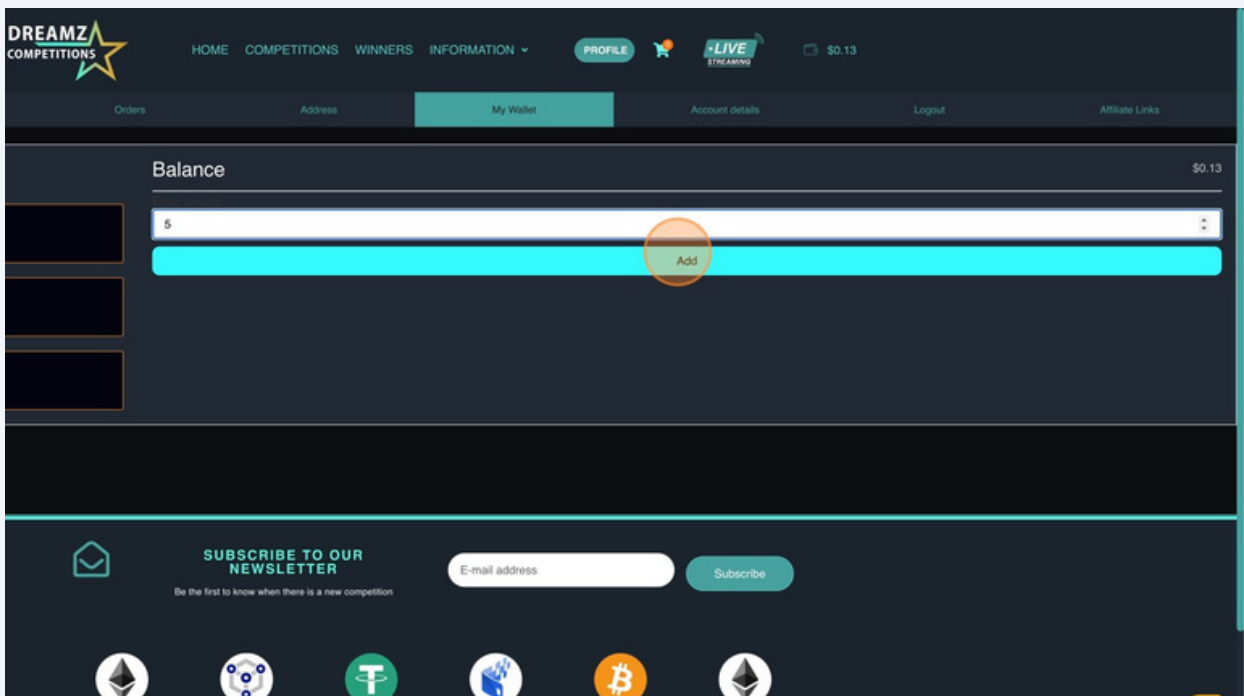
7

Click the "**AMOUNT**" field and enter the USDT value you want to send to your Dreamz wallet



8

Click the "**ADD**" button.



9 Click the **I have read and agree to the website terms and conditions** checkbox

Billing Details

First Name * Kelli Last Name * McLaughlin

Country / Region * United Kingdom (UK)

Street address * 1

Apartment, suite, unit, etc. (optional)

Town / City * Lisburn

County Lisburn

Postcode * BT28 3XY

Phone * + 447 30 529 3532

Email Address * bruce@meishi.me

Your Order

Product	Subtotal
Wallet Topup x 1	
Subtotal	\$5.00
Total	\$5.00

Have a coupon? Click here to enter your coupon code

Pay With Crypto Pay Using **CoinPayments**

Pay USD via CoinPayments.net

I have read and agree to the website terms and conditions *

Place order

10 Click **"PLACE ORDER"** button

Billing Details

First Name * Kelli Last Name * McLaughlin

Country / Region * United Kingdom (UK)

Street address * 1

Apartment, suite, unit, etc. (optional)

Town / City * Lisburn

County Lisburn

Postcode * BT28 3XY

Phone * + 447 30 529 3532

Email Address * bruce@meishi.me

Your Order

Product	Subtotal
Wallet Topup x 1	
Subtotal	\$5.00
Total	\$5.00

Have a coupon? Click here to enter your coupon code

Pay With Crypto Pay Using **CoinPayments**

Pay USD via CoinPayments.net

I have read and agree to the website terms and conditions *

Place order

11 Choose the USDT **network** you are using for payment

PS!! VERY IMPORTANT!!

You must choose the correct **coin** and **network** to send funds, or your funds will get lost forever.

Eg1. A crypto coin is similar to a currency. We are only using the **USDT** coin.

Eg2. Networks (ERC20 & Tron/TRC20) are similar to using different banks >> do not choose the incorrect bank when transferring funds.

1. Make sure you are sending the USDT coin. Then decide which network you are making use of.
2. Rather use ERC20 network if you are unsure. It is more available than TRX20
3. Do not use the TRON coin (it is not the same as the tron/TRC20 network)

CoinPayments
Securely processed by CoinPayments.net

Dreamz Competitions
Feedback: ★★★★★ (100%) [Seller Profile](#)

Billing Information

First Name: Kelli
Last Name: McLaughlin
Email: bruce@meishi.me
Address: 1
Address Line 2 Optional: Address Line 2
City: Lisburn
Country: UNITED KINGDOM | State: lisburn | Postal Code: BT28 3XY
Phone Number: +447 30 529 3532

Your cart
Order 22950 5.00 USD

Select Coin
Filter by name or ticker

Tether USD (ERC20)	10.33000000 USDT.ERC20
Tether USD (Tron/TRC20)	4.99938000 USDT.TRX20

Pay with FIO request (optional)
username@domain

12

Double check information and click " **COMPLETE CHECKOUT** " button

The screenshot shows a checkout form with the following fields and options:

- Name: Kelli McLaughlin
- Email: bruce@meishlme
- Address: 1
- Address Line 2 (Optional):
- City: Lisburn
- Country: UNITED KINGDOM
- State: Lisburn
- Postal Code: BT28 3XY
- Phone Number: +447 30 529 3532

On the right, there is a "Select Coin" section with a filter "Filter by name or ticker". Two options are listed:

Tether USD (ERC20)	10.33000000 USD.ERC20
Tether USD (Tron/TRC20)	4.99938000 USD.TRX20

Below this is a "Pay with FIO request (optional)" section with a field for "username@domain".

At the bottom, there is a blue "Complete Checkout" button, which is circled in orange. Below it is a "Cancel & Return" link.

At the bottom right, there is a copyright notice: © 2013-2023, and links for Help, Privacy Policy, and Terms and Conditions.

13

Transfer USDT

The next page will ask you to transfer USDT to the CoinPayments wallet address.

1. Simply open your favourite Crypto Exchange app on your smartphone. Go to the USDT wallet you want to transfer funds from (either ERC20 or TRC20 wallet).
2. a. Find the "send funds" or "withdraw funds" button on the Crypto Exchange. It should have the option to "scan a QR code" Then scan the QR code you see on your screen.
3. b. Alternatively you can copy/ paste the address below the QR code and manually send funds from your Crypto exchange to the wallet address below the QR code. -
4. Once the funds are transferred, CoinPayments will receive various validations from the blockchain to confirm your payment. This might take a couple of minutes to process before CoinPayments screen will auto refresh as indicated on the next page.

PS: While you are waiting for the payment validation, join our **Telegram Channel** here: <https://t.me/+upBam-PjjaNiYzMO> and like our **Facebook Page** here: <https://www.facebook.com/dreamzcompetitions>

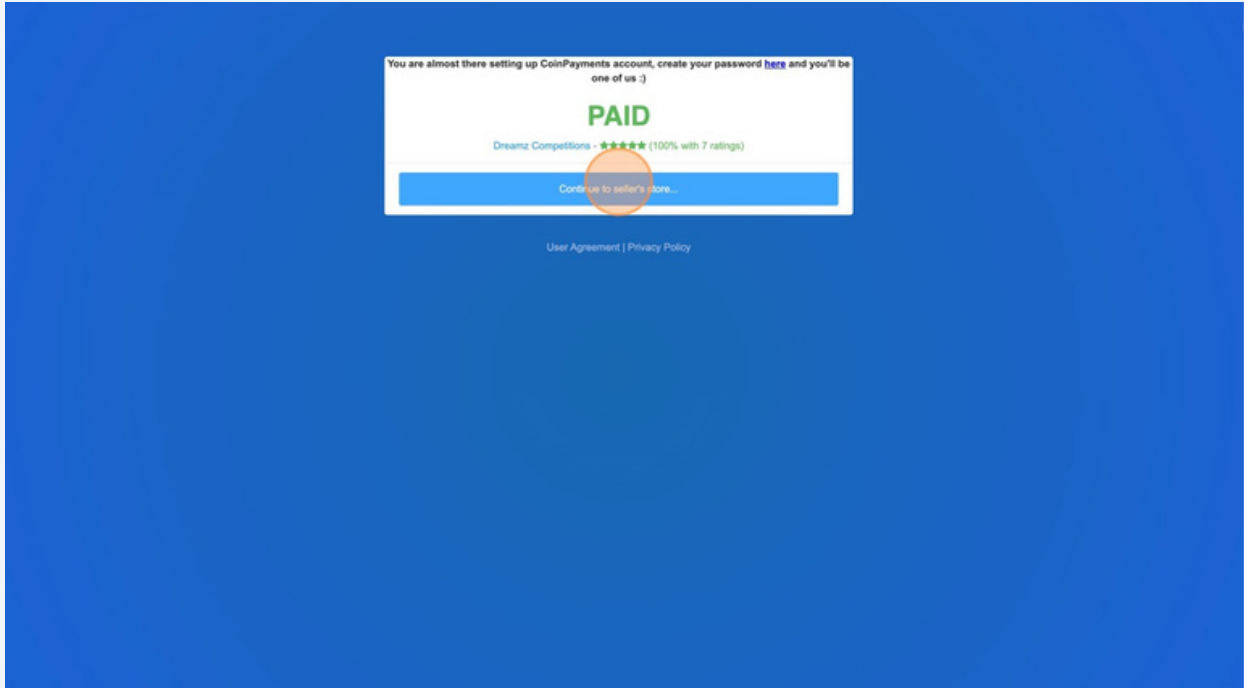
You will find valuable information and very useful resources there.

14

The next page will take **UP TO 10 MINUTES** to auto update.

JUST WAIT until you see the **"PAID"** message

Click **"CONTINUE TO SELLER'S STORE"** button



S

Guide-2: Upgrade To Agent

1

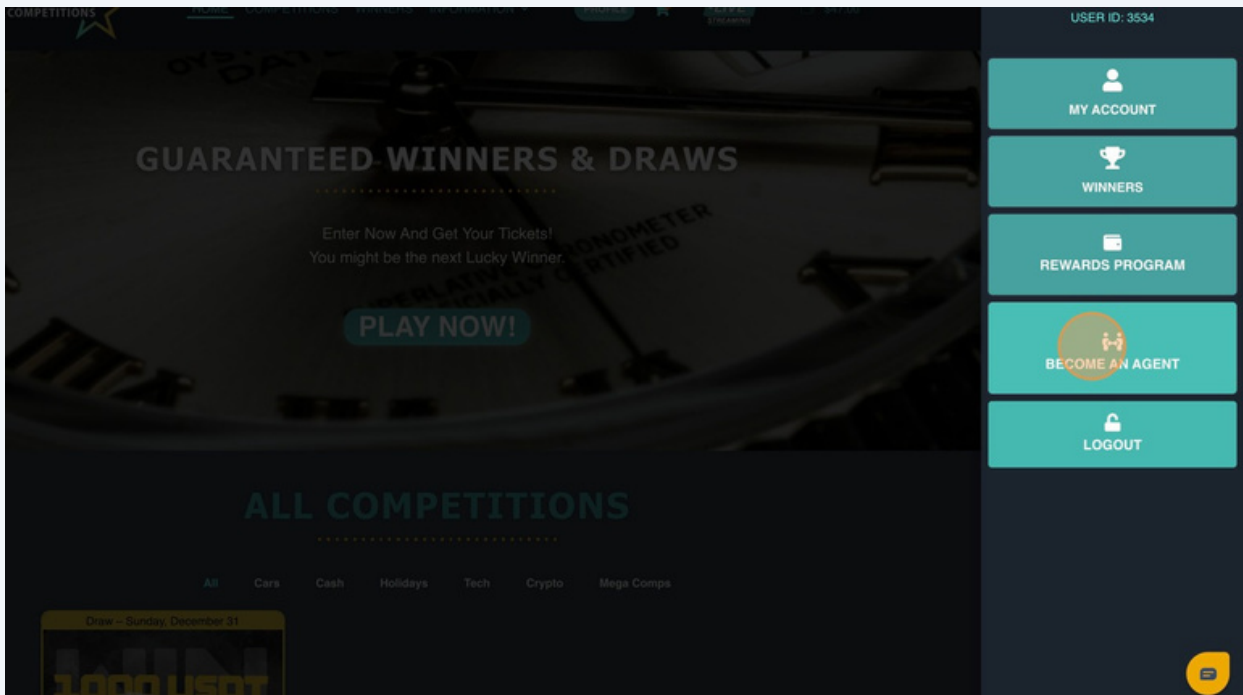
Are you ready to upgrade to Agent and access the full benefits?

Click "**PROFILE**" button




2

Click "**BECOME AN AGENT**" button



3

Click "**BUY SUBSCRIPTION**" button



4

Review form details and update if needed.

Click the " **WALLET PAYMENT | CURRENT BALANCE**" checkbox.

The screenshot shows a checkout page with two main sections: 'Billing Details' and 'Your Order'. The 'Billing Details' section contains several input fields: First Name (bruce), Last Name (cumick), Country / Region (United Kingdom (UK)), Street address (test), Apartment, suite, unit, etc. (optional), Town / City (test), County (I), Postcode (b283xy), Phone (5555555555), and Email Address (test1@dreamzcompetitions.com). The 'Your Order' section shows a table with columns 'Product' and 'Subtotal'. The table contains one row: 'Upgrade Account x 1' with a subtotal of \$47.00. Below the table, there is a 'Have a coupon? Click here to enter your coupon code' link. The payment options section includes 'Pay With Crypto', 'Pay Using CoinPayments', 'Pay USD via CoinPayments.net', and 'Wallet payment | Current Balance: \$47.00'. The 'Wallet payment' option is selected, and the checkbox 'I have read and agree to the website terms and conditions' is highlighted with a red circle. A 'Place order' button is at the bottom of the payment options section.

5

Click the "I have read and agree to the website terms and conditions" checkbox.

The screenshot shows the same checkout page as above. In this view, the 'I have read and agree to the website terms and conditions' checkbox is checked and highlighted with a red circle. The 'Place order' button is now visible below the payment options section.

6

Click "PLACE ORDER" button

The screenshot shows a checkout page with two main sections: 'Billing Details' and 'Your Order'. The 'Billing Details' section contains several input fields: 'First Name' (bruce), 'Last Name' (curnick), 'Country / Region' (United Kingdom (UK)), 'Street address' (test), 'Town / City' (test), 'Country' (I), 'Postcode' (t283xy), 'Phone' (5555555555), and 'Email Address' (test1@dreamzcompetitions.com). The 'Your Order' section shows a table with 'Product' and 'Subtotal' columns, listing 'Upgrade Account x 1' with a subtotal of \$47.00 and a total of \$47.00. Below this is a coupon code field and a 'Pay With Crypto' section with options for 'Pay Using CoinPayments' and 'Wallet payment | Current Balance: \$47.00'. A 'Place order' button is highlighted with a red circle.

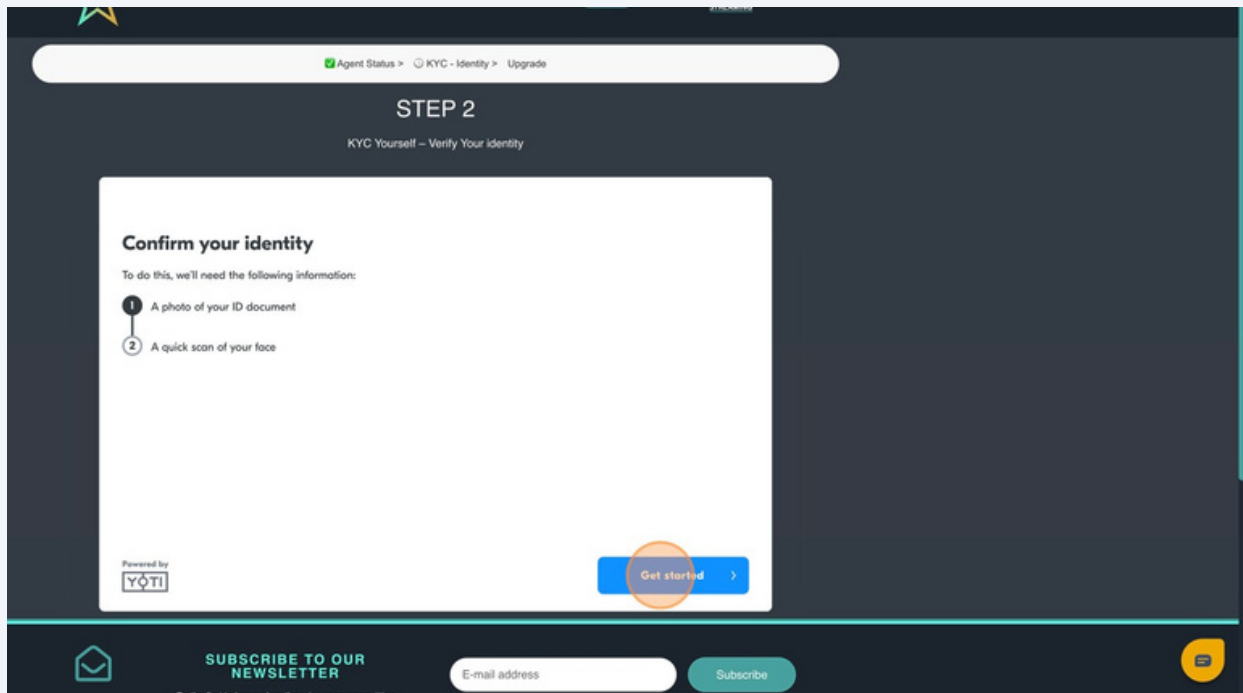
7

Click "START YOTI VERIFICATION " button

The screenshot shows a KYC verification page. At the top, there is a navigation bar with the 'DREAMZ COMPETITIONS' logo and links for 'HOME', 'COMPETITIONS', 'WINNERS', and 'INFORMATION'. A 'PROFILE' button and a 'LIVE STREAMING' indicator are also visible. Below the navigation bar, there is a progress bar showing 'Agent Status > KYC - Identity > Upgrade'. The main content area is titled 'STEP 2' and 'KYC Yourself - Verify Your Identity'. A 'Start Yoti Verification' button is highlighted with a red circle. At the bottom, there is a 'SUBSCRIBE TO OUR NEWSLETTER' section with an email address input field and a 'Subscribe' button. Below this, there are icons for 'TERMS AND PRIVACY', 'INFORMATION', and 'HOW TO PLAY', each with a corresponding link.

8

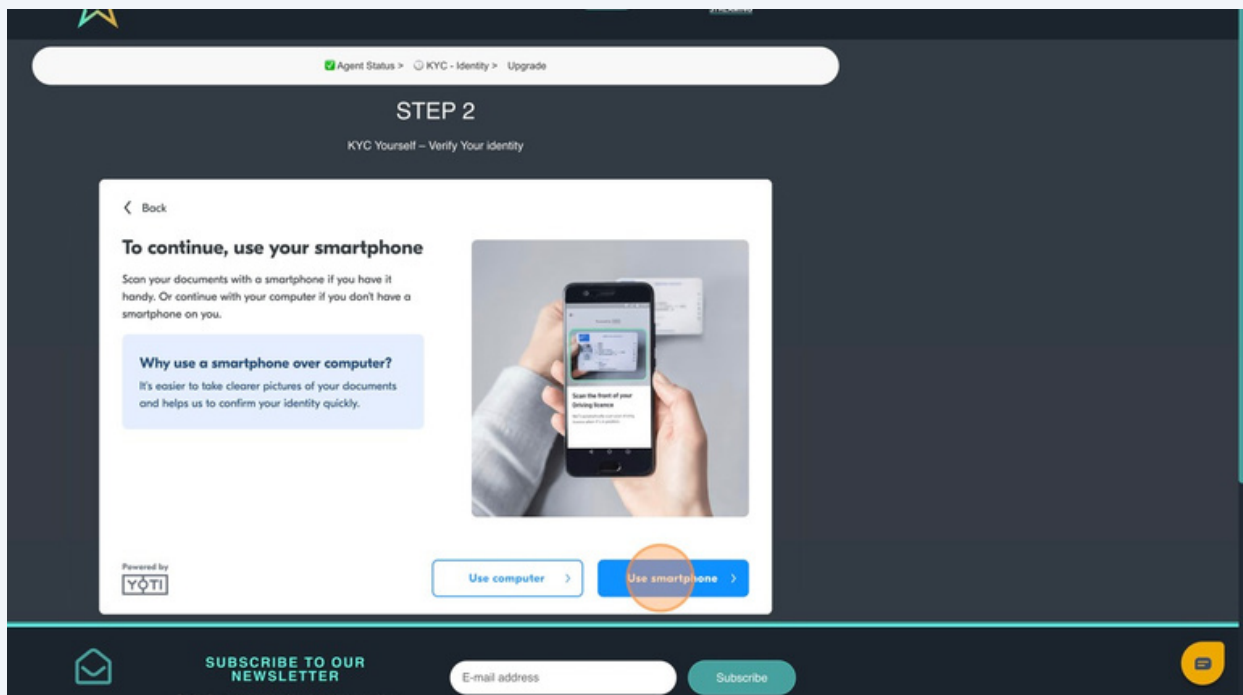
Click "GET STARTED" button



9

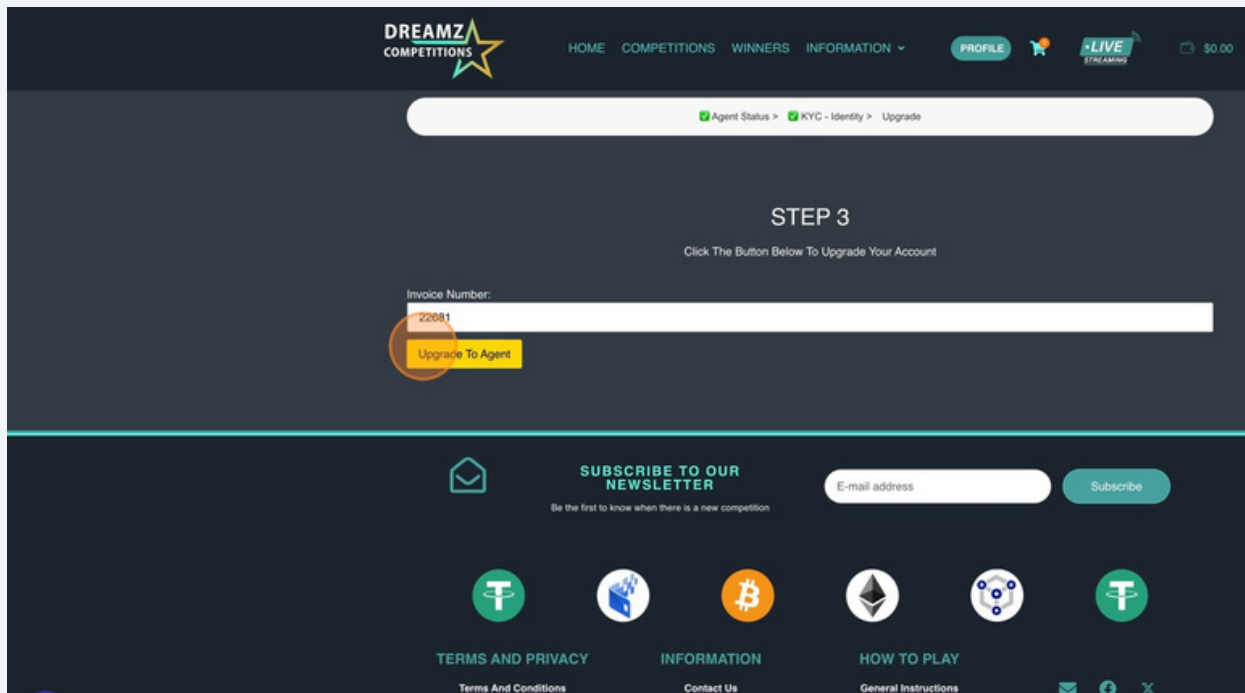
Click "USE SMARTPHONE" button. It is easier to use.

Or "Use Computer if you prefer.



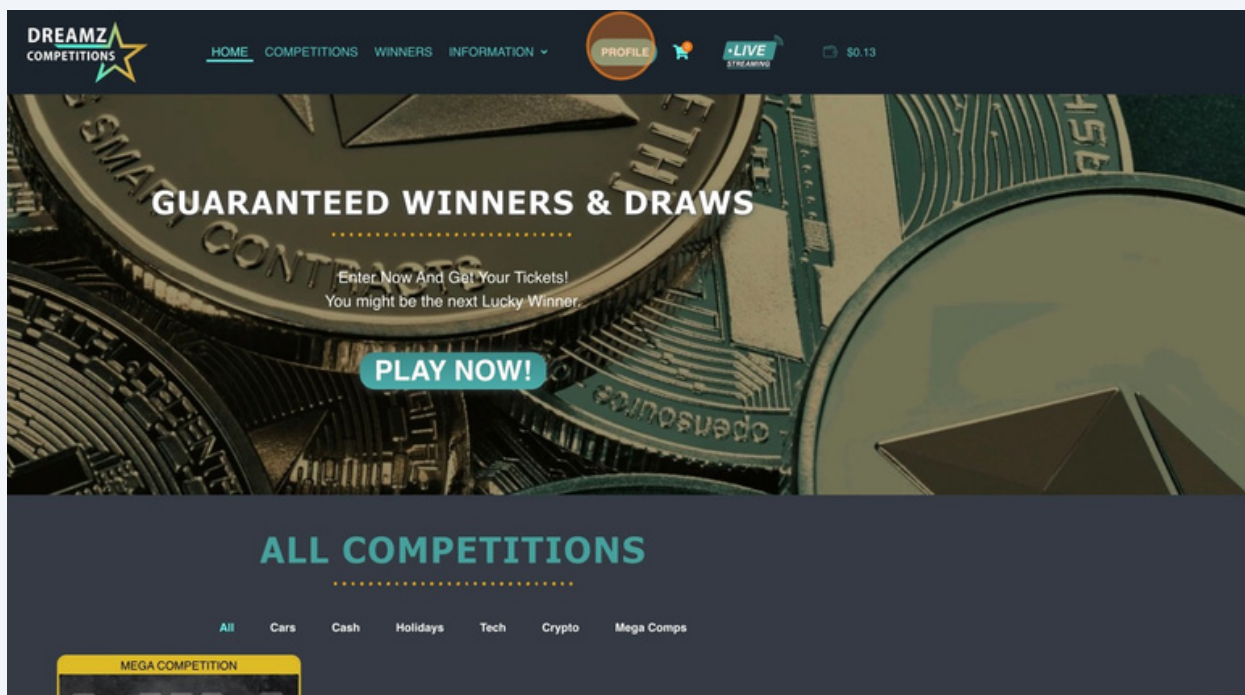
10


Click "UPGRADE TO AGENT" button



11

Click the "COMPETITIONS" button and choose your favourite competition





**YOU ARE
NOW ON THE
FAST TRACK.
THE HORIZON
IS CALLING,
AND YOUR
FUTURE IS
READY TO
UNFOLD!**

www.dreamzcompetitions.com
support@dreamzcompetitions.com